




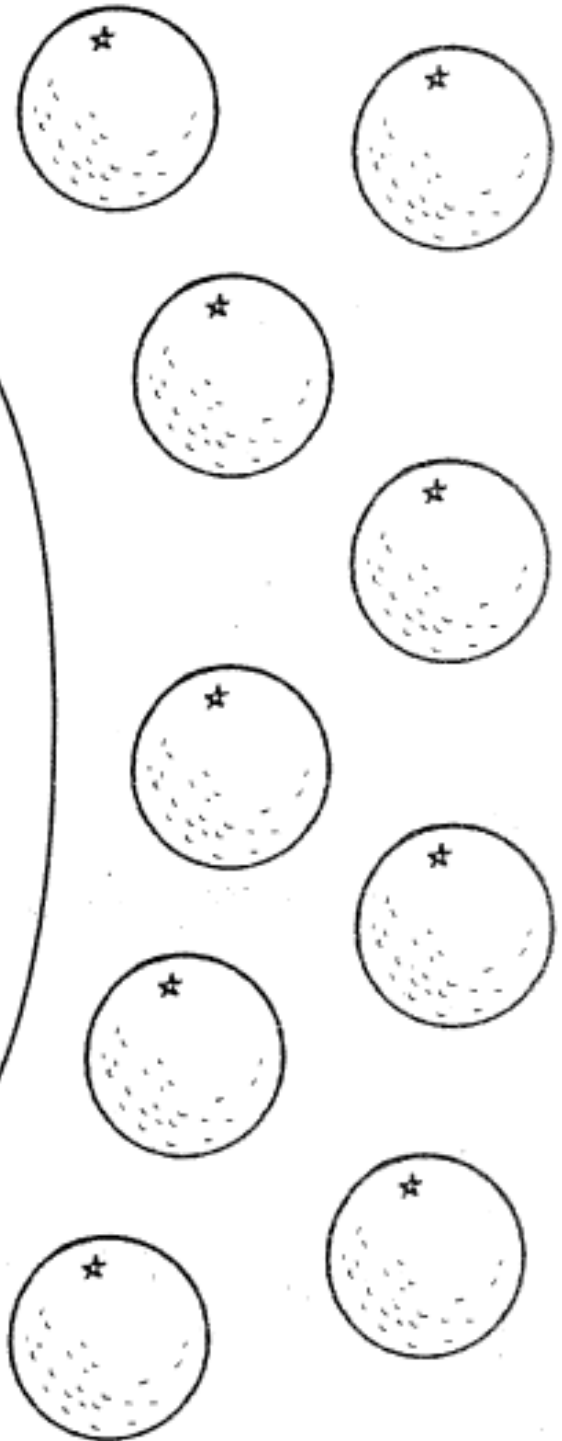

# EL NUMERO NUEVE

*Colorea el número nueve de color rojo.*




*Abolilla papel crepe y pégalo en el número nueve.*

*Punta las naranjas de color anaranjado.*


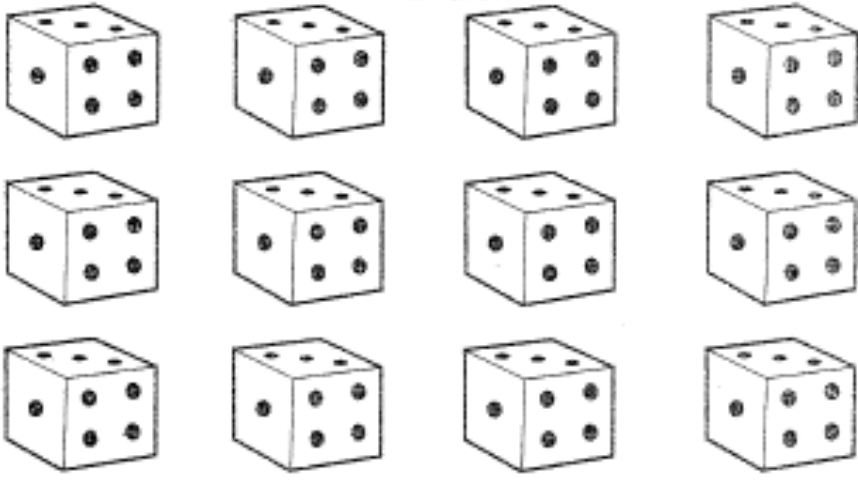



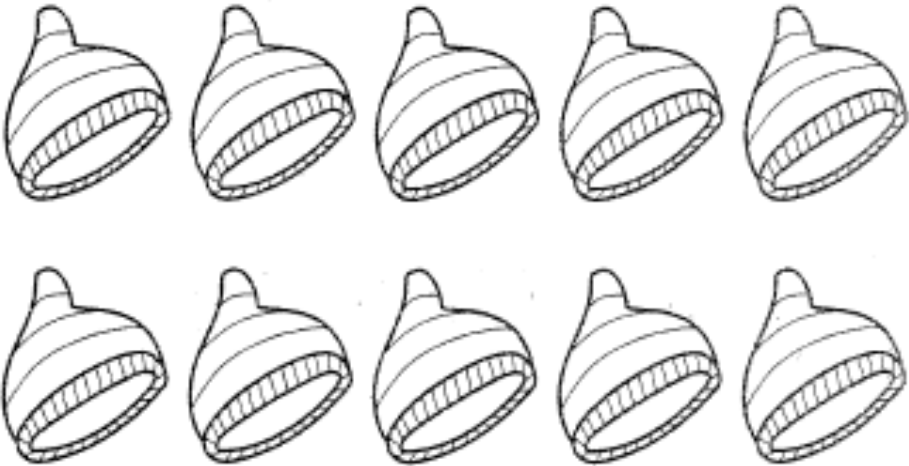


*Pinta los nueve los ratoncitos*




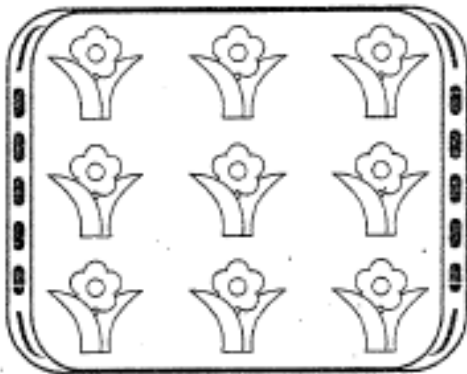
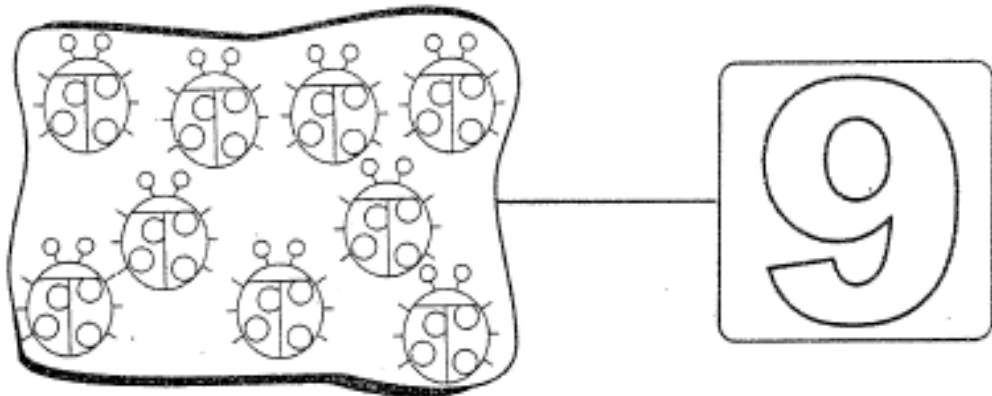
9



*Pinta tantas figuras como indica el número.*

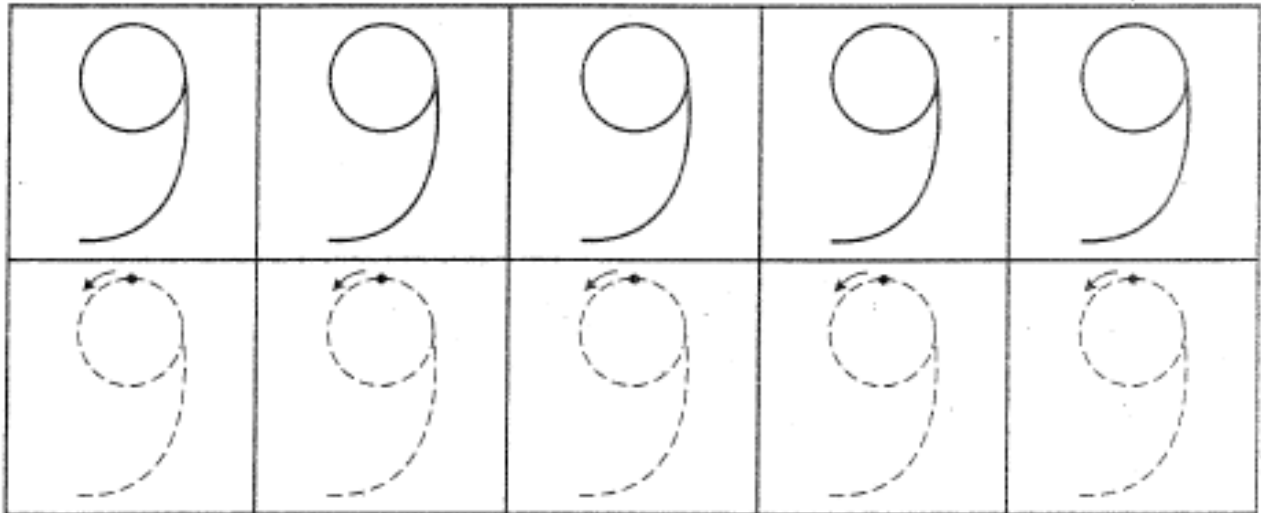

	
	
	

Marca con una x los conjuntos de nueve elementos.

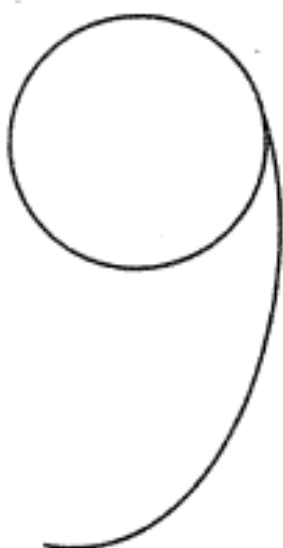
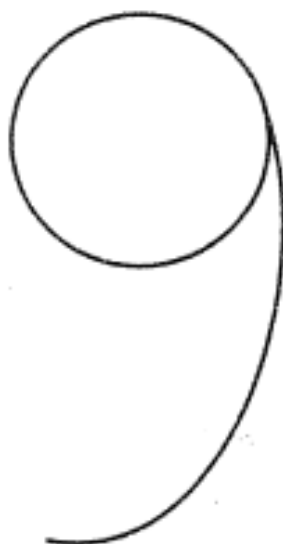


Cuenta los caracoles. Pinta tantas bolitas como se te indica el número.

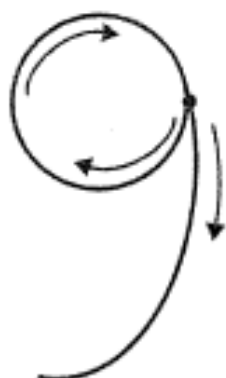
Realiza el trazo del número nueve.



*Encierra el número nueve y marca con una x el incorrecto.*




*Delinea siguiendo la dirección de las flechas, sin levantar la mano.*





*Dibuja nueve elementos en el cuadro vacío.*



*Completa los que faltan.*








•	•	•	•	•
•	•	•	•	•
•	•	•	•	•

*Pega nueve bolitas de papel crepe en el cuadro vacío.*


*Termina de escribir el número nueve.*



				
•	•	•	•	•
•	•	•	•	•
•	•	•	•	•

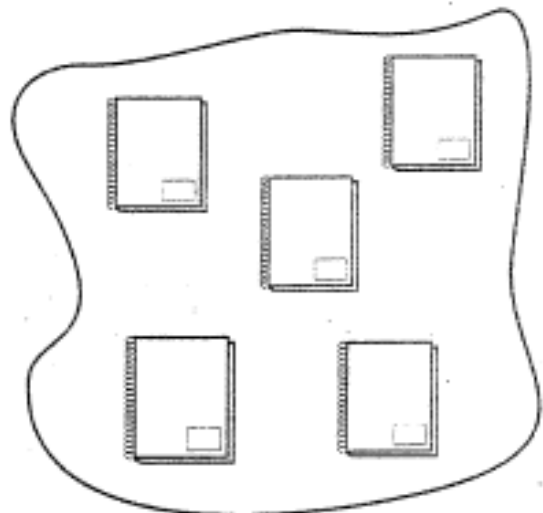

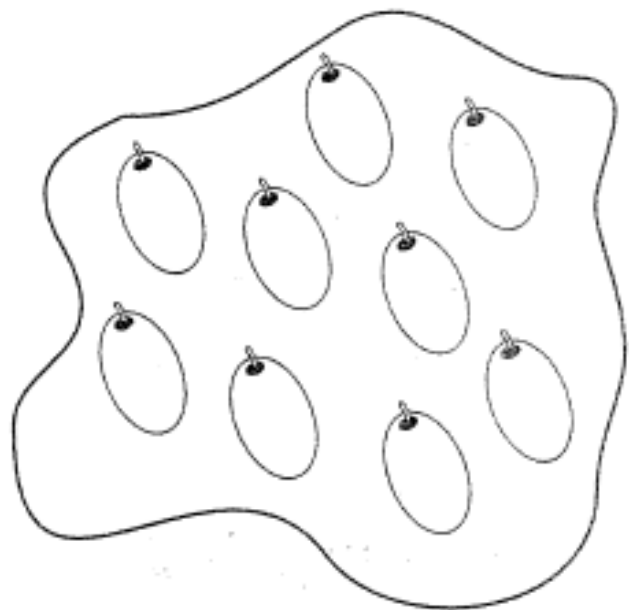

Cuenta la figura y escribe el número que corresponde.

Colorea las figuras.



*Pinta los conjuntos que tienen nueve elementos, luego colorea.*


9



reconoce y delinea los siguientes números correctos.

1	1	1	1	1	1
2	2	2	2	2	2
3	3	3	3	3	3
4	4	4	4	4	4
5	5	5	5	5	5
6	6	6	6	6	6
7	7	7	7	7	7
9	9	9	9	9	9


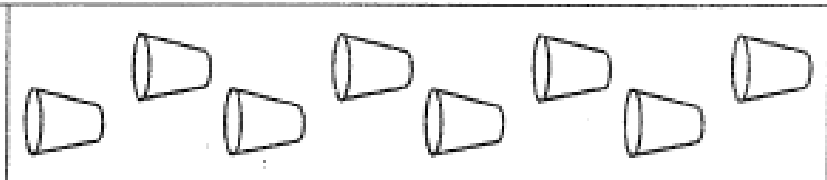
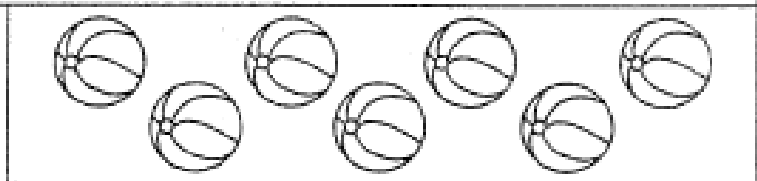
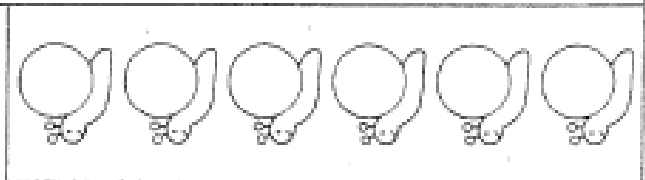
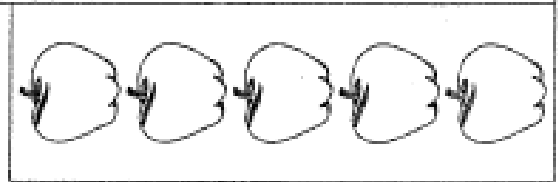
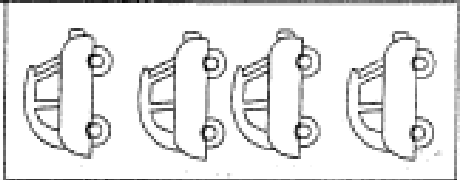




Completa cada serie escribiendo el número que faltan.



A cartoon character wearing a striped hat with a flower, a polka-dot shirt, and pants with a pocket, is juggling. The character is in a dynamic, jumping pose. There are eight balls in the air around the character. Below the character is a sequence of ten rounded rectangular boxes for writing numbers. The sequence contains the numbers 1, 3, 5, 7, and 8, with empty boxes at the beginning and end.

1 3 5 7 8

Completa cada serie, escribiendo los números que faltan.

	<input type="text"/>
	<input type="text"/>
	<input type="text"/>
	<input type="text"/>
	<input type="text"/>
	<input type="text"/>
	<input type="text"/>
	<input type="text"/>
	<input type="text"/>
	<input type="text"/>