

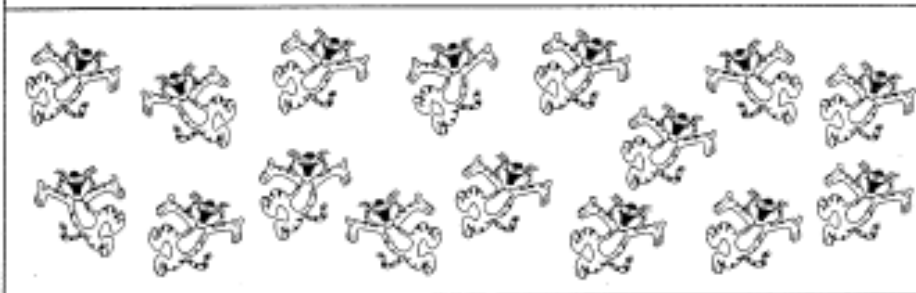




# EL TABLERO POSICIONAL

- Encierra en una cuerda azul 10 elemento (decena)
- Escribe en el tablero el número que corresponde a cada acción, según la cantidad de elementos, observa y repasa el ejemplo.

	<table border="1"> <thead> <tr> <th>D</th> <th>U</th> </tr> </thead> <tbody> <tr> <td style="text-align: center;">10</td> <td style="text-align: center;">10</td> </tr> </tbody> </table>	D	U	10	10
D	U				
10	10				
	<table border="1"> <thead> <tr> <th>D</th> <th>U</th> </tr> </thead> <tbody> <tr> <td></td> <td></td> </tr> </tbody> </table>	D	U		
D	U				
	<table border="1"> <thead> <tr> <th>D</th> <th>U</th> </tr> </thead> <tbody> <tr> <td></td> <td></td> </tr> </tbody> </table>	D	U		
D	U				
	<table border="1"> <thead> <tr> <th>D</th> <th>U</th> </tr> </thead> <tbody> <tr> <td></td> <td></td> </tr> </tbody> </table>	D	U		
D	U				
	<table border="1"> <thead> <tr> <th>D</th> <th>U</th> </tr> </thead> <tbody> <tr> <td></td> <td></td> </tr> </tbody> </table>	D	U		
D	U				