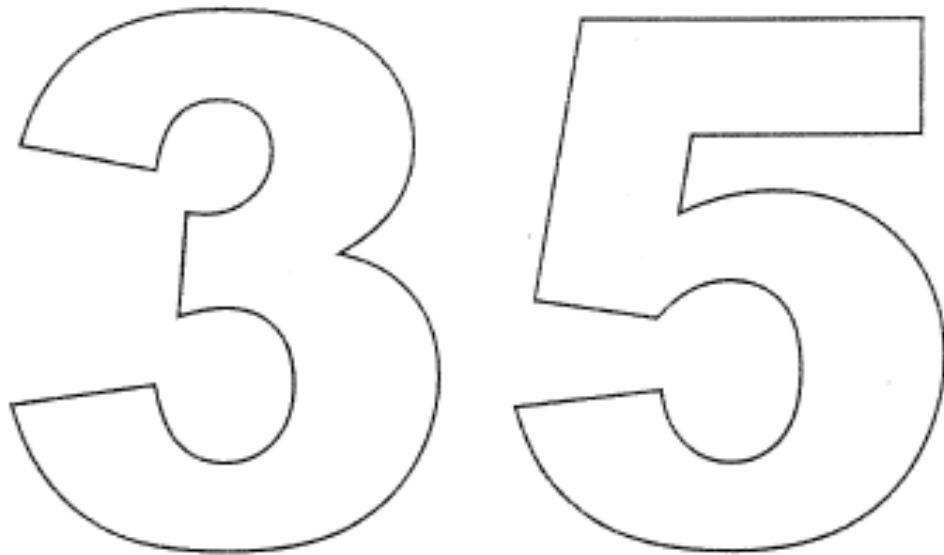




TREINTA Y CINCO


- Realiza dactilopintura en el número 35, usa lápices de color.
- Traza el número 35, por las líneas punteadas.




35	35	35	35	35	35
35	35	35	35	35	35
35	35	35	35	35	35
35	35	35	35	35	35
35	35	35	35	35	35
.

- *Colorea el número 35.*
- *Cuenta y colorea 35 casas.*

35


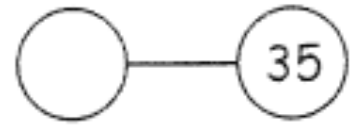
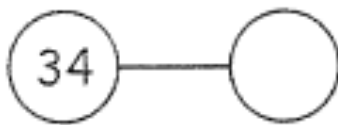
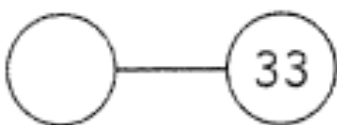
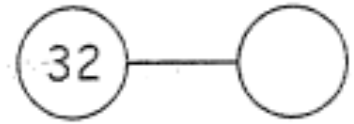
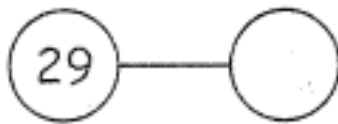
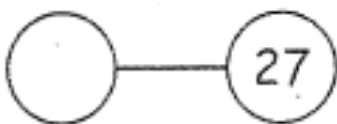
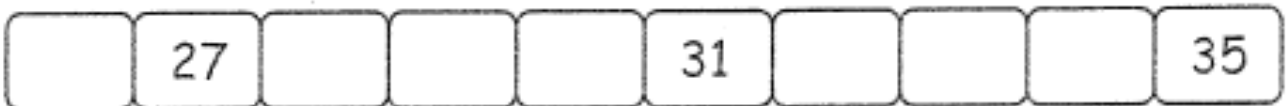
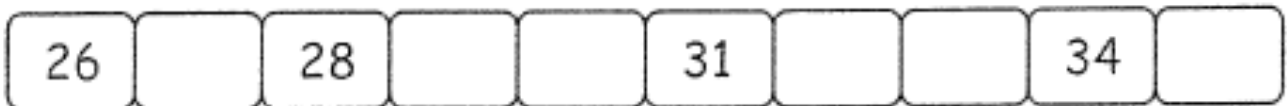
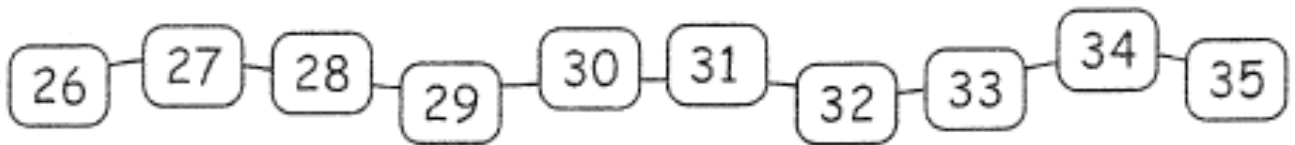


- Realiza dactilopintura en el número treinta y cinco.
- Traza el número 35



35	35	35	35	35	35
•	•	•	•	•	•
•	•	•	•	•	•
•	•	•	•	•	•
•	•	•	•	•	•

- *Completa la serie.*
- *Escribe los números que están antes y después de...*



- *Escribe el signo según corresponda.*

32	<input type="checkbox"/>	32
35	<input type="checkbox"/>	25
29	<input type="checkbox"/>	31
14	<input type="checkbox"/>	30
22	<input type="checkbox"/>	35
26	<input type="checkbox"/>	34
30	<input type="checkbox"/>	32
35	<input type="checkbox"/>	34
30	<input type="checkbox"/>	29

- *Escribe el signo de mayor o menor que, según corresponda.*

12		20		12		10
30		24		33		33
17		17		21		25
28		16		12		13
29		30		18		17
14		17		23		32
28		19		19		19
15		15		33		27

- *Escribe el signo de mayor o menor que y o igual, según corresponda.*

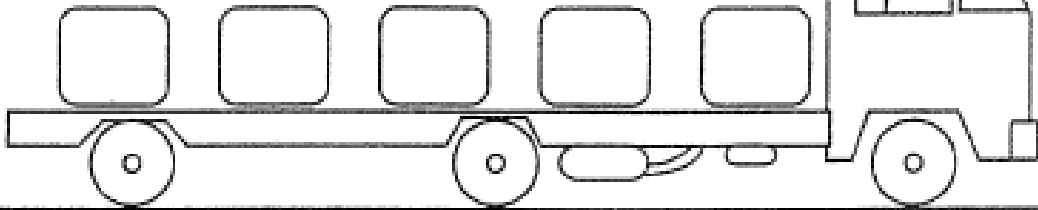
○ ○ ○ ○ ○ ○		□ □ □ □		◑ ◑ ◑ ◑		△ △ △ △ △ △
6	mayor que	4		4	menor que	6
	>				<	

33	<input type="checkbox"/>	35	43	<input type="checkbox"/>	30	25	<input type="checkbox"/>	32
29	<input type="checkbox"/>	18	37	<input type="checkbox"/>	34	35	<input type="checkbox"/>	33
30	<input type="checkbox"/>	26	22	<input type="checkbox"/>	38	22	<input type="checkbox"/>	27
47	<input type="checkbox"/>	29	35	<input type="checkbox"/>	19	28	<input type="checkbox"/>	38
38	<input type="checkbox"/>	19	27	<input type="checkbox"/>	37	33	<input type="checkbox"/>	31

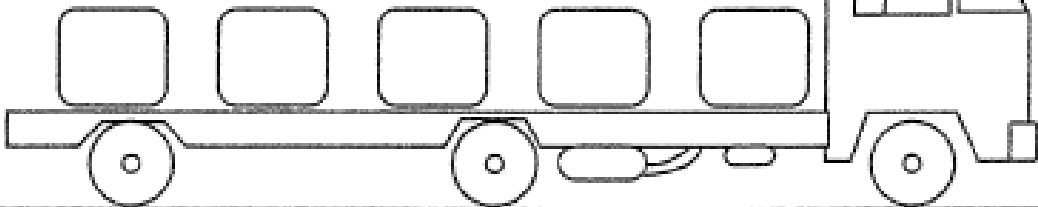
30	>	<input type="checkbox"/>	□	<	25	□	=	□
32	>	<input type="checkbox"/>	□	>	30	□	<	□
29	<	<input type="checkbox"/>	□	=	18	□	>	□
34	<	<input type="checkbox"/>	□	<	29	□	<	□
33	=	<input type="checkbox"/>	□	<	34	□	>	□

- *Escribe los números de forma ascendente.*

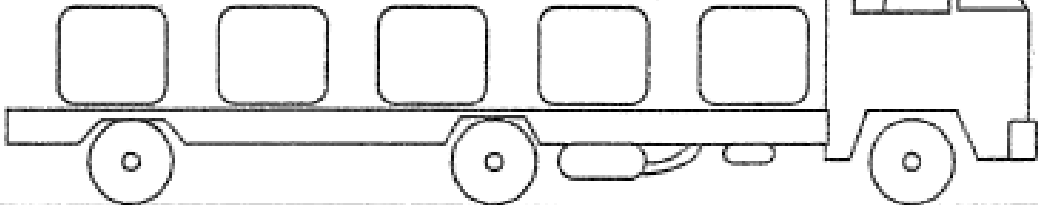
10 - 30 - 20 - 50 - 40



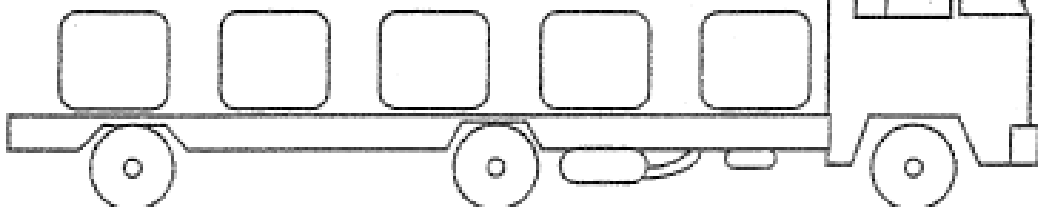
28 - 29 - 26 - 30 - 27



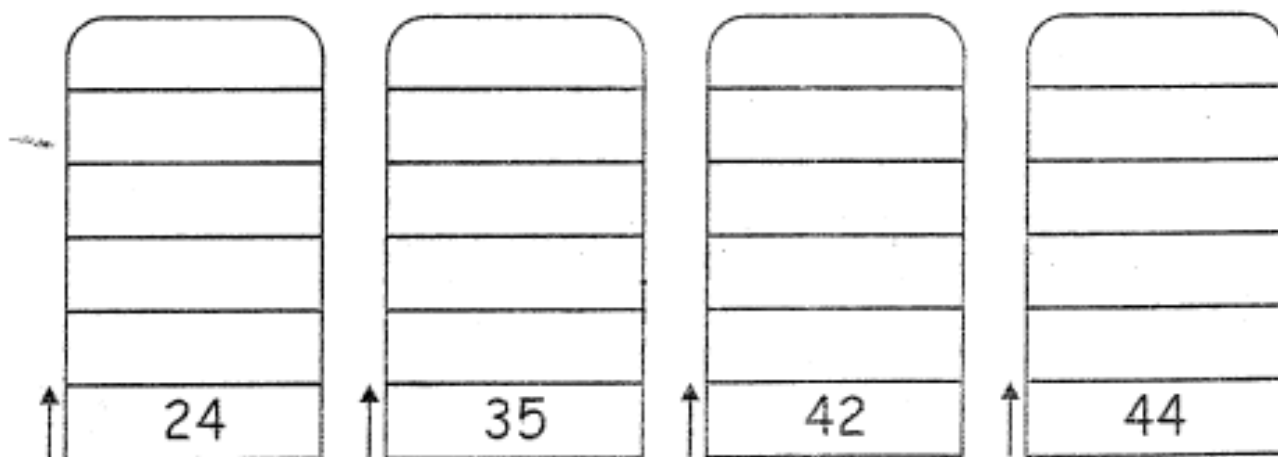
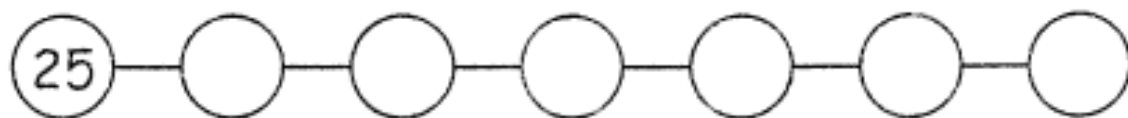
31 - 34 - 33 - 35 - 32



36 - 38 - 39 - 37 - 40



- *Completa los números en forma ascendente.*



- *Coloca el número anterior y posterior de los ejemplos.*

A horizontal number line with three boxes. The middle box contains the number 10. The left and right boxes are empty.

A horizontal number line with three boxes. The middle box contains the number 39. The left and right boxes are empty.

A horizontal number line with three boxes. The middle box contains the number 14. The left and right boxes are empty.

A horizontal number line with three boxes. The middle box contains the number 19. The left and right boxes are empty.

A horizontal number line with three boxes. The middle box contains the number 23. The left and right boxes are empty.

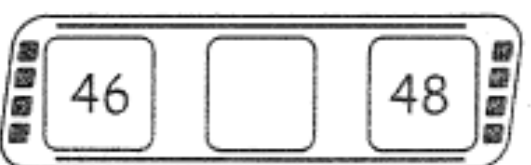
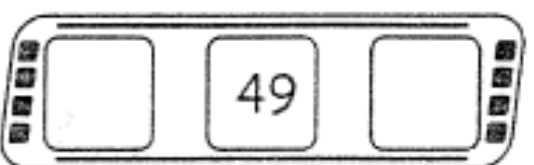
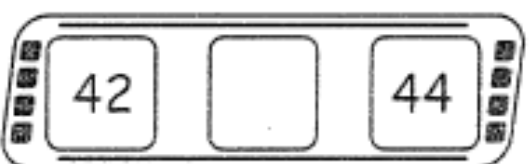
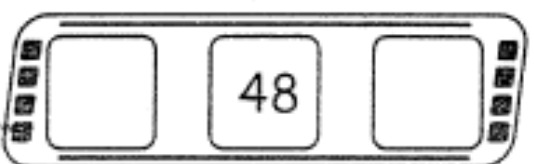
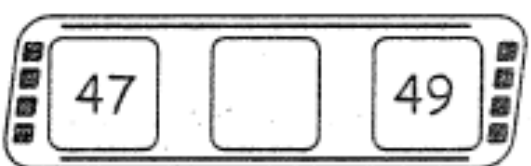

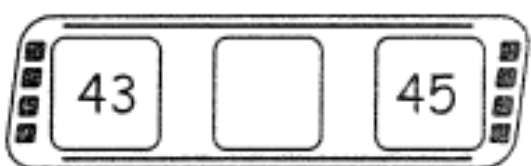

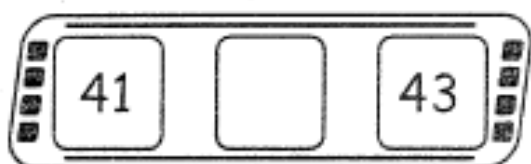
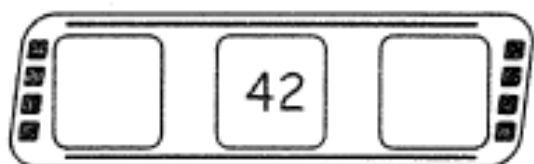
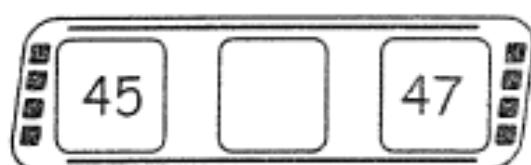

A horizontal number line with three boxes. The middle box contains the number 25. The left and right boxes are empty.

A horizontal number line with three boxes. The middle box contains the number 27. The left and right boxes are empty.

A horizontal number line with three boxes. The middle box contains the number 36. The left and right boxes are empty.

A horizontal number line with three boxes. The middle box contains the number 32. The left and right boxes are empty.

A horizontal number line with three boxes. The middle box contains the number 24. The left and right boxes are empty.



- Coloca el numero correspondiente.

