

FORMAMOS PALABRAS

- Ordena las letras, forma palabras y escríbelas.

| | | |
|---|---|---|
| <div style="border: 1px solid black; border-radius: 15px; padding: 10px; text-align: center;"> <p>n e</p> <p>p u</p> </div> <div style="border: 1px solid black; height: 20px; margin-top: 5px;"></div> <div style="border: 1px solid black; height: 20px; margin-top: 5px;"></div> <div style="border: 1px solid black; height: 20px; margin-top: 5px;"></div> | <div style="border: 1px solid black; border-radius: 15px; padding: 10px; text-align: center;"> <p>n n</p> <p>a a</p> </div> <div style="border: 1px solid black; height: 20px; margin-top: 5px;"></div> <div style="border: 1px solid black; height: 20px; margin-top: 5px;"></div> <div style="border: 1px solid black; height: 20px; margin-top: 5px;"></div> | <div style="border: 1px solid black; border-radius: 15px; padding: 10px; text-align: center;"> <p>N i</p> <p>e n</p> </div> <div style="border: 1px solid black; height: 20px; margin-top: 5px;"></div> <div style="border: 1px solid black; height: 20px; margin-top: 5px;"></div> <div style="border: 1px solid black; height: 20px; margin-top: 5px;"></div> |
| <div style="border: 1px solid black; border-radius: 15px; padding: 10px; text-align: center;"> <p>d i</p> <p>n e</p> </div> <div style="border: 1px solid black; height: 20px; margin-top: 5px;"></div> <div style="border: 1px solid black; height: 20px; margin-top: 5px;"></div> <div style="border: 1px solid black; height: 20px; margin-top: 5px;"></div> | <div style="border: 1px solid black; border-radius: 15px; padding: 10px; text-align: center;"> <p>m e</p> <p>n a</p> </div> <div style="border: 1px solid black; height: 20px; margin-top: 5px;"></div> <div style="border: 1px solid black; height: 20px; margin-top: 5px;"></div> <div style="border: 1px solid black; height: 20px; margin-top: 5px;"></div> | <div style="border: 1px solid black; border-radius: 15px; padding: 10px; text-align: center;"> <p>e n</p> <p>m a</p> </div> <div style="border: 1px solid black; height: 20px; margin-top: 5px;"></div> <div style="border: 1px solid black; height: 20px; margin-top: 5px;"></div> <div style="border: 1px solid black; height: 20px; margin-top: 5px;"></div> |
| <div style="border: 1px solid black; border-radius: 15px; padding: 10px; text-align: center;"> <p>n e</p> <p>n e</p> </div> <div style="border: 1px solid black; height: 20px; margin-top: 5px;"></div> <div style="border: 1px solid black; height: 20px; margin-top: 5px;"></div> <div style="border: 1px solid black; height: 20px; margin-top: 5px;"></div> | <div style="border: 1px solid black; border-radius: 15px; padding: 10px; text-align: center;"> <p>n p</p> <p>i e</p> </div> <div style="border: 1px solid black; height: 20px; margin-top: 5px;"></div> <div style="border: 1px solid black; height: 20px; margin-top: 5px;"></div> <div style="border: 1px solid black; height: 20px; margin-top: 5px;"></div> | <div style="border: 1px solid black; border-radius: 15px; padding: 10px; text-align: center;"> <p>m e</p> <p>n e</p> </div> <div style="border: 1px solid black; height: 20px; margin-top: 5px;"></div> <div style="border: 1px solid black; height: 20px; margin-top: 5px;"></div> <div style="border: 1px solid black; height: 20px; margin-top: 5px;"></div> |

- Une las silabas, transcribe y colorea las figuras.



ma

-

no

=

| |
|--|
| |
| |
| |



ne

-

na

=

| |
|--|
| |
| |
| |



mo

-

no

=

| |
|--|
| |
| |
| |



u

-

no

=

| |
|--|
| |
| |
| |



pi

-

no

=

| |
|--|
| |
| |
| |



ne

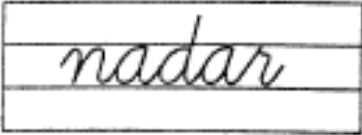



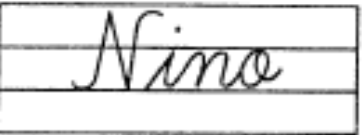



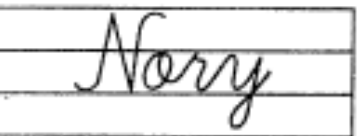

-

ne






=

| |
|--|
| |
| |
| |

- *Transcribe las palabras.*
- *Dictar las palabras: nido, nene, nota y nudo.*

| | | |
|---|---|---|
| •  | → | •  |
| •  | → | •  |
| •  | → | •  |
| •  | → | •  |
| •  | → | •  |

DICTADO

| | |
|---|--|
| •  | •  |
| •  | •  |
| •  | |